


EuCAP 2023 QR-CODE scanner service

HOW TO READ THE QR-CODE


- The STAND PERSONNEL or EXHIBITOR DELEGATE open the EuCAP2023 site (www.eucap2023.org) on their mobile phone.



- By clicking on the "LOGIN" button in the middle of the Home page, they log in to their personal EuCAP registration page by entering the email address and password chosen during their registration.



Customer Services

Login 

 [Forgot password?](#)



The 17th European Conference on
Antennas and Propagation
(EuCAP)
26 - 31 March 2023



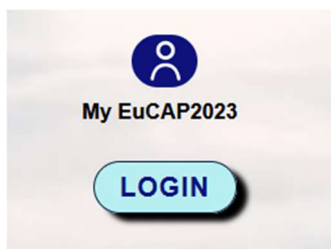
- Through their mobile device (through the camera or any QR-code reading application) the stand personnel scan the QR-Code placed behind the visitor badges.
- A link is displayed, by clicking on the link, appears the following text in green:

(NAME and SURNAME of visitor)HAS BEEN SUCCESSFULLY ADDED TO YOUR
COMPANY FOR FUTURE CONTACT
- If the visitor has already been added, the red text appears:

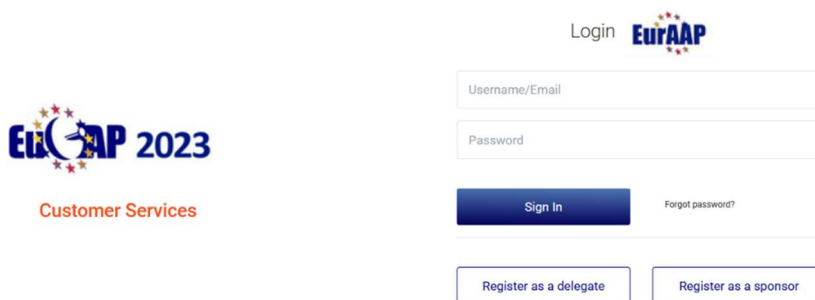
THIS VISITOR IS ALREADY BEEN ADDED
- The visitor registration procedure is complete.

HOW TO SEE AND DOWNLOAD MY VISITORS LIST

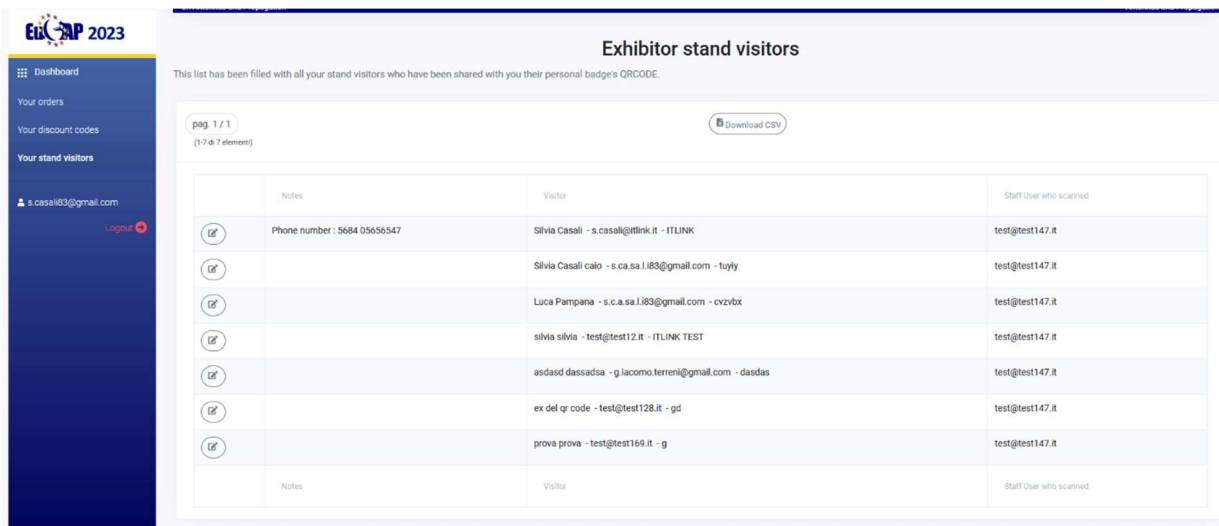
- Stand personnel (preferably on a PC) open the EuCAP2023 site (www.eucap2023.org)



- Log in to your Company's services page using the access credentials received in the Company's registration confirmation email in the EuCAP system.



- In the home page of the services page, by clicking on "YOUR STAND VISITOR" the page containing the list of visitors appears.



Exhibitor stand visitors

This list has been filled with all your stand visitors who have been shared with you their personal badge's QR CODE.

pag. 1 / 1
(1-7 di 7 elementi)

Download CSV

Notes	Visitor	Staff User who scanned
Phone number : 5684 05656547	Silvia Casali - s.casali@itlink.it - ITLINK	test@test147.it
	Silvia Casali calo - s.ca.sa.l.i83@gmail.com - tuyfy	test@test147.it
	Luca Pampana - s.c.a.sa.l.i83@gmail.com - cvzvbz	test@test147.it
	silvia silvia - test@test12.it - ITLINK TEST	test@test147.it
	aadasd dassadsa - g.lacomo.terreni@gmail.com - dassdas	test@test147.it
	ex del qr code - test@test128.it - gd	test@test147.it
	prova prova - test@test169.it - g	test@test147.it
Notes	Visitor	Staff User who scanned

The list shows :

- 1) NOTES column which can be edited by clicking on the icon




Once the notes have been entered on the visitor, it is possible to save them using the



- 2) VISITOR column reports visitor data (Name, Surname, email and Institution)

- 3) STAFF USER WHO SCANNED column shows the e-mail address of the person among the stand personnel who registered the visit.

- 4) Finally, through the button  it is possible to download the list in Excel format.